

TABLE 4: FUNDING PERIOD 2 2007-08

S52 EDUCATION BUDGET STATEMENT

Table 4: Funding Factors

Year	2007-08	Local Authority Name	Poole	LEA No	836	Email Address	w.watkins@poole.gov.uk
Contact	Wendy Watkins	Tel.	01202 633132	Version No.	1	Completion Date	20/03/2007

Nursery, Primary and Secondary Schools (1)

PUPIL COUNT ARRANGEMENTS (2)
Supply Method of pupil count, count dates and worked example(s) where appropriate:

Band, Range or Level (3)	Unit Value (4) £	Total allocated through factor (5)	% of Nursery, Primary & Secondary budgets (6)
--------------------------	---------------------	------------------------------------	---

PRE-SCHOOL PLACE-LED FUNDING TREATED AS PUPIL-LED (NURSERY CLASSES) (7)

Nursery 3 year olds		
Nursery 4 year olds		

Nursery:	
Primary:	

Method and worked example(s) where appropriate:

KS 1 ALTERNATIVE FUNDING ROUTES FROM 1/9/03 (i.e. not by AWPU) (8)

Class-based		Nursery:	
Class-based		Primary:	
Ghost funding		Nursery:	
Ghost funding		Primary:	244,087 0.40

Method and worked example(s) where appropriate:
Class size grant based on total pupils in Years R,1 & 2. Grant is provided for the shortfall from the pupil funding to provide for a teacher (on scale point M5) to maintain class sizes of 30.

AGE-WEIGHTED FUNDING (9) Weighting Ratios (10)

Key Stage	School Year	Age group (pupils' ages as at 31 st August 2007)	Weighting Ratio	Value	Primary	Secondary	Pupil numbers (10a)
-	Nursery		1.55	2952.20			86.00
-	Reception	4	1.11	2115.73			1,271.00
1	1	5	0.97	1856.65			1,221.00
	2	6	0.97	1856.65			1,326.00
2	3	7	1.00	1906.12			1,324.00
	4	8	0.99	1895.46			1,339.00
	5	9	0.93	1768.52			1,395.00
	6	10	0.95	1806.28			1,326.00
3	7	11	1.14	2169.58			1,270.00
	8	12	1.22	2319.64	Primary:		1,468.00
	9	13	1.33	2541.23	19,414,838.83	31.44	1,678.00
4	10	14	1.65	3144.46	Secondary:		1,676.00
	11	15	1.76	3355.51	19,452,721.98	31.51	1,662.00

Difference in funding pupils educated additionally at colleges of F.E.

--	--	--	--

Method and worked example(s) where appropriate:
The AWPU is derived from staff ratios for each year group plus curriculum requirements (for example, swimming costs and exam fees allocated to specific years).

LSC GRANT ALLOCATION FUNDING SIXTH FORM PUPILS (11)

FTE Pupils (LSC Funded)	1,656	7,979,600	12.92
-------------------------	-------	-----------	-------

Secondary:	7,979,600
------------	-----------

Method and worked example(s) where appropriate:

The gross funding for sixth form pupils is calculated by the LSC and allocated in full to schools. For each school, the LSC calculate 2 figures - the LSC formula and the real terms guarantee (RTG) - and the higher is allocated. The formula is based on 6 elements- base for each qualification, course weighting, retention, achievement, disadvantage and area costs. The RTG is based on pre 2000/1 funding and inflated annually (by 3.7% in 2007/8).

FUNDING OF SIXTH FORM PUPILS FROM LEA FUNDS (12)

"Top-up"			
Re-takes			

Secondary:	
------------	--

Method and worked example(s) where appropriate:

OTHER PLACE-LED FUNDING TREATED AS PUPIL-LED such as in boarding units and hostels (13)

LA Variables		Nursery:	
School Meals	Per FSM pupil	Primary:	
Personalised	factors below	652,092	1.06
Practical	KS4 £5,000	Secondary:	0.86
		528,959	

Method and worked example(s) where appropriate:







Primary Personalised learning is allocated to factors based on NOR 15%, deprivation 35% and prior attainment based on average point scores (APS) for each key stage for each school 50%. Secondary uses 25% NOR, 25% deprivation and 50% prior attainment with a cap of £100,000 per school.
 Only schools below certain triggers receive funding for deprivation and attainment.
 Practical learning is based on an allocation of £5,000 for each school with key stage 4 pupils.
 Schools meals funding is based on FSM take up and eligibility data from PLASC
 Includes class size funding above in "alternative funding route for KS1" paragraph 8 to agree with Table 3a.

SEN - pupils with or without statements (pupil-led) (14)

SEN - pupils with or without statements (pupil-led) Named Pupil Individually Assigned Resources (14a)

Nursery			Nursery:	
Primary			Primary:	0.02
Secondary	LAC	266	Secondary:	0.01
	LAC	266	7,980	







SEN - pupils with or without statements (pupil-led) Other (14b)

Nursery			Nursery:	<input type="text"/>
Primary			Primary:	<input type="text"/>
Secondary			Secondary:	<input type="text" value="2.84"/>
			Secondary:	<input type="text" value="1.79"/>







Method and worked example(s) where appropriate:
 NOR - 5%, deprivation- 48%, prior attainment -25%, Action+ and statements -20%, turbulence - 2%
 The funding generated by this mechanism provides support of up to 5hrs per week for low incidence and up to 15hrs per week for high incidence. Additional funding packages are made available above these levels but do not form part of the schools' individual delegated budgets.

SEN - Pupils with or without statement (place-led treated as pupil-led) (15)

SEN - pupils with or without statements (place-led treated as pupil-led) Named Pupil Individually Assigned Resources (15a)

Nursery			Nursery:	<input type="text"/>
Primary			Primary:	<input type="text"/>
Secondary			Secondary:	<input type="text"/>

SEN - pupils with or without statements (place-led treated as pupil-led) Other (15b)

Nursery			Nursery:	<input type="text"/>
Primary			Primary:	<input type="text"/>
Secondary			Secondary:	<input type="text"/>

Method and worked example(s) where appropriate:

SOCIAL DEPRIVATION FACTORS (16)

Nursery			Nursery:
Primary			Primary: 208,248
Secondary			Secondary: 245,857

Method and worked example(s) where appropriate:
 The formula uses deprivation indices (based on benefit data for) and Free School Meals information applied to pupil numbers.
 The calculation utilises the above two factors on a 50% each basis and then weights that further by 2:1 towards the secondary sector as it is targeted to prevent exclusions.

SEN - NON-STATEMENTED (non pupil-led) SPECIAL EDUCATIONAL NEEDS (17)

Nursery			Nursery:
Primary			Primary:
Secondary			Secondary:

Method and worked example(s) where appropriate:

SITE SPECIFIC FORMULA FACTORS (18)

Nursery			Nursery:
Primary	Rates	Actual	Primary: 2,358,322
	Fuel & Water	6.93	
	R & M	5.77	
	Condition Survey	As Per Survey	
	Cleaning	8.23	
	Caretaking	Block	
Secondary	Rates	Actual	Secondary: 2,200,367
	Fuel & Water	6.93	
	R & M	5.77	
	Condition Survey	As Per Survey	
	Cleaning	8.23	
	Caretaking	Block	

Method and worked example(s) where appropriate:
 Caretaking funded through block allowances dependant on the size of the school
 Fuel & water, repairs & maintenance, grounds maintenance and cleaning are all funded according to a schools area ie M2.
 Bldgs condition survey (additional maintenance) is based on the value of surveys undertaken at each school

SCHOOL SPECIFIC FORMULA FACTORS (19)

Nursery

		Nursery:

Primary

Mgmt & Admin	74,428	
LA Support	Block	
Drug Education	Block	Primary:
Other	Block	3,511,428

Secondary

Mgmt & Admin	98,792	
LA Support	Block	
Drug Education	Block	
Other	Block	Secondary:
Meals	Block	2,771,038

Method and worked example(s) where appropriate:
 Teachers pay grant allocated on numbers of post threshold teachers.
 Block allocations for school leadership, administration, LA and other school-level support,
 and delegated FSM budget to secondary schools.

BUDGET ADJUSTMENTS (20)

TRANSITIONAL PROVISION (21)

Nursery:
Primary:
Secondary:

Method and worked example(s) where appropriate:

ABATEMENT OF Secondary (11-16) FUNDING arising from operation of the LEA's formula (22)

Secondary:
(519,336)

Method and worked example(s) where appropriate:
 In order to ensure sixth form pupils are not double funded, the LEA removes sixth form provision from its LMS formula ie excludes this element from the pupil count and makes a cash adjustment equal to the non-pupil led element, based on a % of 6th form to total pupils eg. Calculations based on floor area includes 6th form.

MINIMUM FUNDING GUARANTEE (23)

Nursery:
Primary:
27,825
Secondary:
40,479

Method and worked example(s) where appropriate:
 The calculation for minimum guarantee uses the prescribed DfES formula. Exceptions are made to remove allocations within the AWPU for year 5 swimming which ceased from September 06.

TOTAL FUNDS AVAILABLE TO MAINSTREAM SCHOOLS (24)

Nursery:
Primary:
27,933,164
Secondary:
33,810,970

Method and worked example(s) where appropriate:

SITE SPECIFIC FORMULA FACTORS (29)

Fuel & Water	6.93	
Maintenance	5.77	
Condition	As Per Survey	Special
Clean & C'taking	8.23 + Block	118,191

Method and worked example(s) where appropriate:

Caretaking funded through block allowances dependant on the size of the school
 Fuel & water, repairs & maintenance, grounds maintenance and cleaning are all funded according to a schools area ie M2.
 Bldgs condition survey (additional maintenance) is based on the value of surveys undertaken at each school

SCHOOL SPECIFIC FORMULA FACTORS (30)

Mgmt & Admin	81,484	
LA Support	Block	
Drug Education	Block	Special
Other	Block	721,643

Method and worked example(s) where appropriate:

Teachers pay grant allocated on numbers of post threshold teachers.
 Block allocations for school leadership, administration, LA and other school-level support, and delegated FSM budget to secondary schools.

BUDGET ADJUSTMENTS e.g. transitional provision (31)

Special

Method and worked example(s) where appropriate:

MINIMUM FUNDING GUARANTEE (32)

Special

Method and worked example(s) where appropriate:

TOTAL FUNDS AVAILABLE TO SPECIAL SCHOOLS (33)

Special
3,905,569

TOTAL FUNDS AVAILABLE TO ALL SCHOOLS (34)

All Schools
65,649,703